


Aircraft Specifications

A330 9H-SZN



A330, the most modern and reliable family of aircraft in the sky.

HiFly


Airbus A330

The A330-900neo offers the newest and most advanced in-flight experience. Incorporating the latest-generation Rolls-Royce Trent 7000 engines, along with aerodynamic improvements, increased lift and reduced drag, the A330neo is a more efficient aircraft that will generate savings through reduced fuel burn.

Cabin Configuration

Current passenger seating 290 Seats
Cabin configuration 32 Business | 21 Premium Economy | 237 Economy
Seating pitch 41"/43" Business | 38" Premium Economy | 31"/32" Economy
Video entertainment system Zodiac Rave lfe System Generation 3

— Business Class — Economy Class
— Premium Economy Class



Overview

General



Manufacturer	AIRBUS
Model-variant	A330-900 neo
MSN	1910
Registration	9H-SZN
E.I.S HFY	2019

Engines



Manufacturer	ROLLS-ROYCE
Model	TRENT 7000
Max Thrust (each)	72.000 LBS

APU



Manufacturer	HONEYWELL
Model	GTCP331-350C

Performance



Max cruise control	41.000'
Max speed	MACH.86
Range with max pax	11.600 KM
Fuel Consumption*	5.2 TONS PER HOUR

*Fuel consumption when mentioned in this website can vary significantly depending on payload, sector length, altitude, temperature and other operational conditions. We therefore recommend a route study is performed for each case.

Dimensions

Weights & Volumes




Max take-off Weight	242 T
Max Landing Weight	191 T
Max Zero Fuel Weight	177 T
Typical Dry Operating Weight	132.505 KG
Fuel Capacity	139.090 LTS
Max Payload	44.495 KG
Cargo Capacity	44.836 KG

Dimensions



Length	63,66 M
Height	16,79 M
Fuselage Diameter	5,64 M
Cabin Length	50.36 M
Wingspan	64,00 M



63,66 M

16,79 M



64,00 M

Cargo

	CPT 1/2	CPT 3/4	CPT 5
Max Load Weight per Cargo Hold	22.861 kg	18.507 kg	3.468 kg
Max Volume per Cargo Hold	78 m ³	60,7 m ³	19,7 m ³
Max Weight/Vol. per Pallet Type	PMC or P6P (LD7) — 5100 kg / 11,50 m ³	PMC or P6P (LD7) — 5100 kg / 11,50 m ³	—
Max. Weight/Vol. per Pallet Type	PAG or P1P (LD7) — 4600 kg / 10,80 m ³	PAG or P1P (LD7) — 4600 kg / 10,80 m ³	—
Max Weight/Vol. per Container Type	AKE (LD3) — 1561 kg / 4,50 m ³	AKE (LD3) — 1561 kg / 4,50 m ³	—
Cargo Configurations	6 PMC or 18 AKE	4 PMC or 14 AKE	BULK





Location & Facilities

Hi Fly headquarters are conveniently located in the center of Lisbon, next to the Sheraton Hotel and just 15 minutes away from Lisbon's International Airport.

Address

Latino Coelho nr 1, Hi Fly Building
1050-132 Lisbon - Portugal

Phone

+351 211 143 500

Fax

+351 211 143 671

E-mail

hifly@hifly.aero